

# SMSU Coaching Program Data

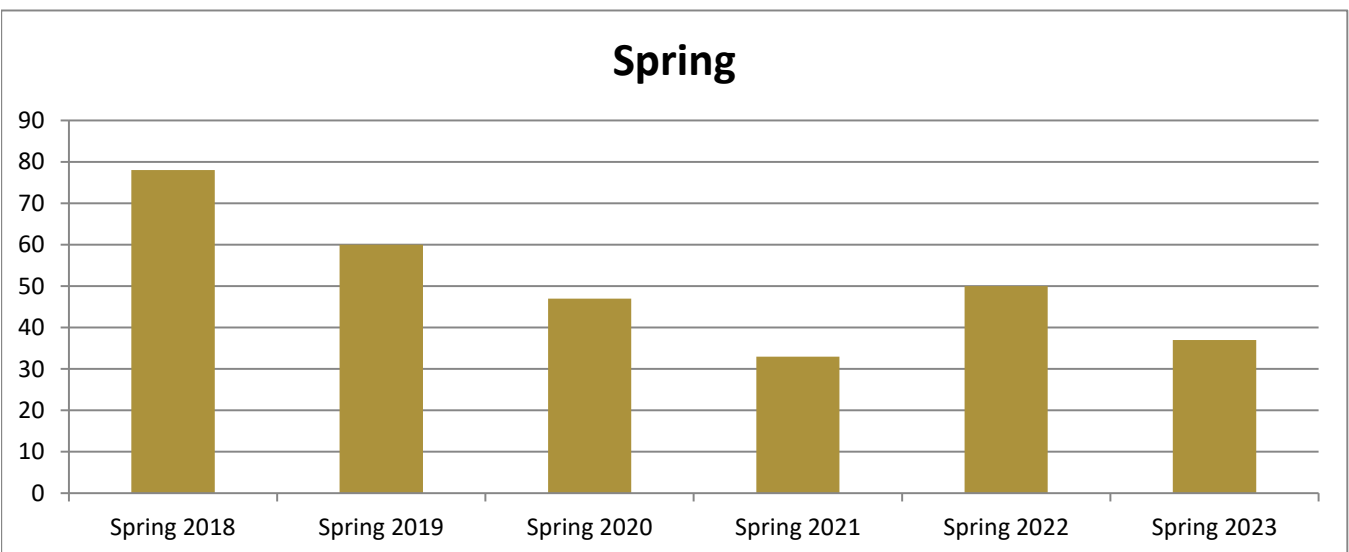
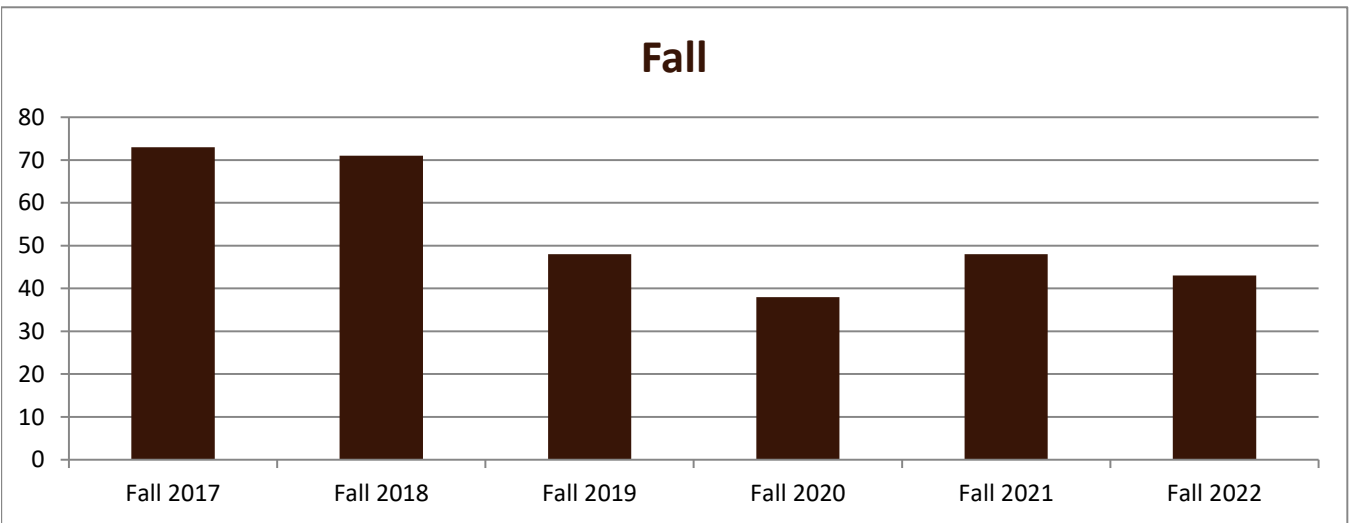
## Enrolled Minors

Academic Years 2017-18 to 2022-23

Using Fall Semester Data (Fall 2017 to Fall 2022) for Term Specific measures



Enrolled by AY & Term		2018	2019	2020	2021	2022	2023
Fall		73	71	48	38	48	43
Spring		78	60	47	33	50	37
Summer		23	29	18	12	10	14
<b>Grand Total</b>		<b>174</b>	<b>160</b>	<b>113</b>	<b>83</b>	<b>108</b>	<b>94</b>



# SMSU Coaching Program Data

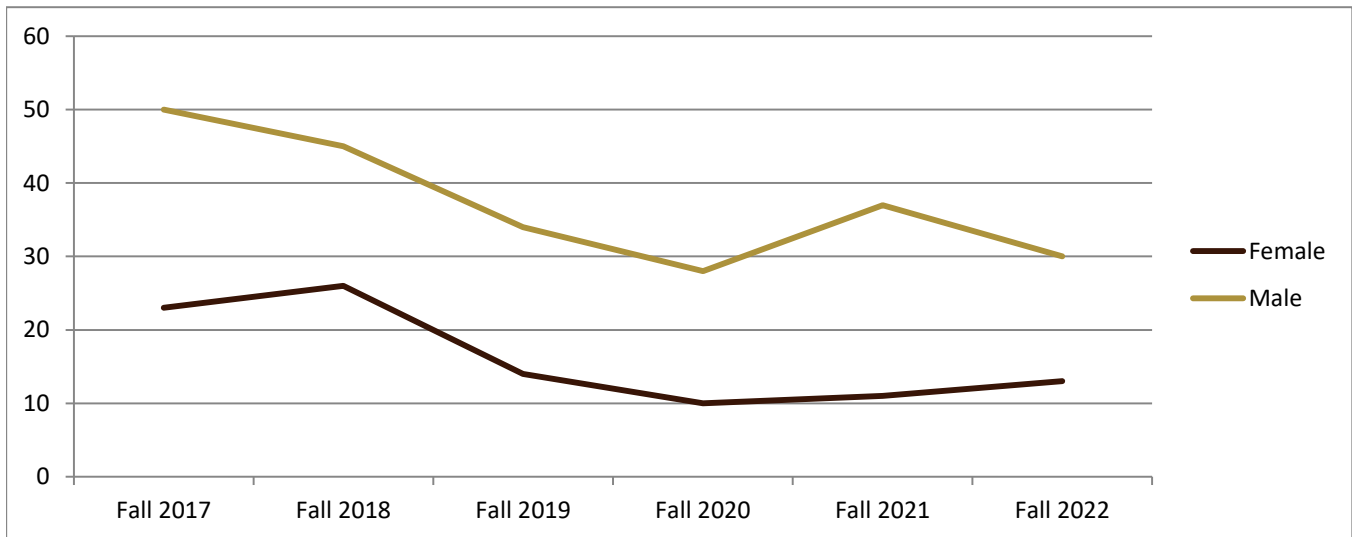
## Enrolled Minors

Academic Years 2017-18 to 2022-23

Using Fall Semester Data (Fall 2017 to Fall 2022) for Term Specific measures



By Gender	Fall 2017	Fall 2018	Fall 2019	Fall 2020	Fall 2021	Fall 2022
Female	23	26	14	10	11	13
Male	50	45	34	28	37	30
<b>Grand Total</b>	<b>73</b>	<b>71</b>	<b>48</b>	<b>38</b>	<b>48</b>	<b>43</b>



# SMSU Coaching Program Data

## Enrolled Minors

Academic Years 2017-18 to 2022-23

Using Fall Semester Data (Fall 2017 to Fall 2022) for Term Specific measures



By Class Level	Fall 2017	Fall 2018	Fall 2019	Fall 2020	Fall 2021	Fall 2022
1 - Freshmen	7	10	11	8	9	6
2 - Sophomore	12	8	9	10	10	9
3 - Junior	24	24	7	8	15	10
4 - Senior	29	29	21	12	13	18
5 - Previous Degree	1				1	
<b>Grand Total</b>	<b>73</b>	<b>71</b>	<b>48</b>	<b>38</b>	<b>48</b>	<b>43</b>

